

2022 School Facilities Inventory Report

Facility Name: **NORTH COUNTRY SU | COVENTRY VILLAGE SCHOOL | 348 ROUTE 5, COVENTRY 5825 - Combination - Main Building**

March 29, 2022

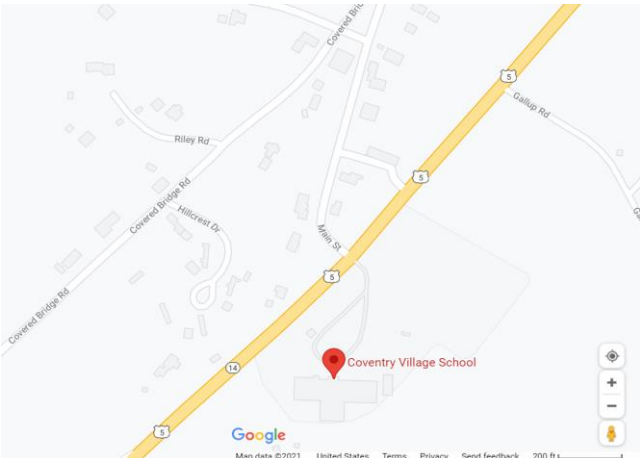
Total Value of Assets (Does Not Include Site/Structure/Walls/Interiors) **\$2,155,343**



GPS: 44.8628210583029, -72.26499136230292

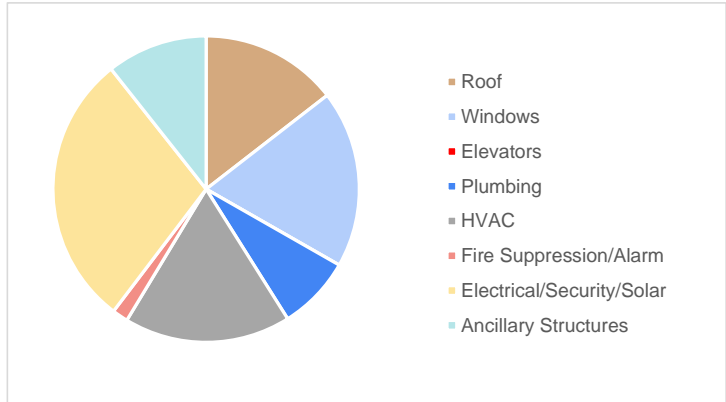


Site Plan - Google Earth



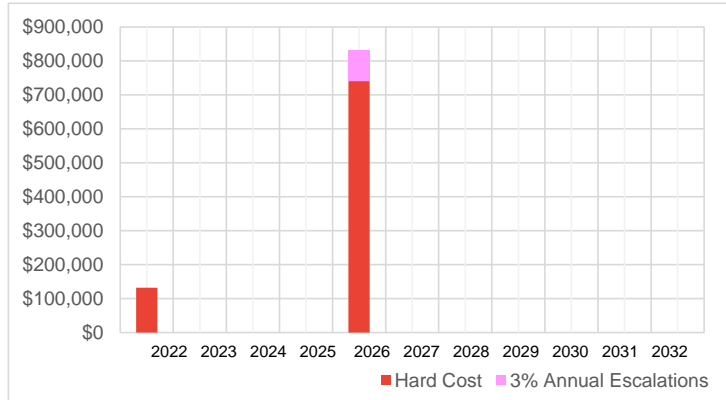
Location Plan - Google Maps

Relative Asset Values

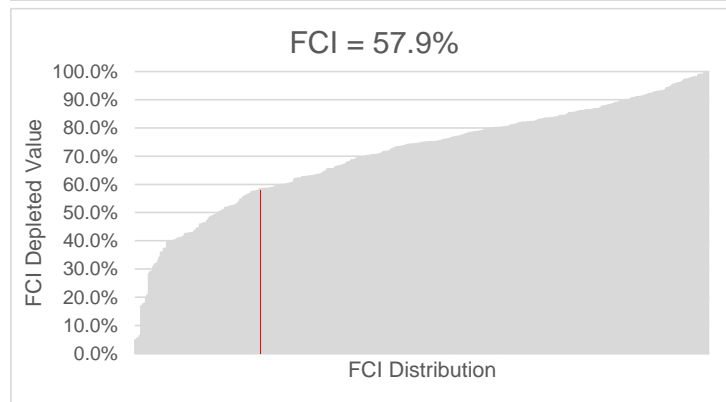


Value of Assets/GSF **\$89.62**

Projected Capital Planning Cash Flow



Facility Condition Index (FCI) Compared to Portfolio



(See Last Page for Explanation of Terms)

2022 School Facilities Inventory Report

Facility Name: **NORTH COUNTRY SU | COVENTRY VILLAGE SCHOOL | 348 ROUTE 5, COVENTRY 5825 - Combination - Main Building**

Respondent Information

Date/Time Completed **2022-02-28 - 8:49 AM**
 Respondent Name **Theresa Miller**
 Respondent Title **Business and Finance/ Operations Support**
 Respondent Email **theresa.miller@ncsuvt.org**
 Respondent Phone Number **(802) 334-5847 x2012**

Facility Information

School Type **Combination**
 Building Identification **Main Building**
 Stories **1**
 Building Area **24050 (Gross Square Footage - GSF)**
 Year Constructed **1997**
 Year of Last Major Renovation **N/A**
 FCI (Depleted Value) **57.9%**

Environmental & Safety Issues

Hazardous Materials **No**
 Hazardous (HZD) Materials include **-**
 HZD Issues are **-**
 HZD Issues include **-**

Indoor Air Quality (IAQ) Issues **Yes** ⚠️
 IAQ Issues include **Humidity (Too Low or Too High)**
 IAQ Issues are **Major**
 IAQ Issues include **The school needed a new boiler last spring**

Fire or Life/Safety (FL/S) Issues **No**
 FL/S Issues are **-**

Other Risk Factors **Yes** ⚠️
 Other Risk Factors include **Flooding**
 Other Risk Factors are **This is not from outside, but from the upstairs heating system, since that has happened more than once.**

Handicap Accessibility (ADA) Issues

Handicap Accessibility (ADA) Issues **No**
 ADA Issues are **N/A**
 ADA Issues include **N/A**

Utilities - Adequacy

IT / Internet Service **Adequate**
 Building Wi-Fi Coverage **Adequate**
 Cellular Reception **Adequate**
 Water Service Pressure **Adequate**
 Natural Gas/Propane Pressure **Adequate**
 Electrical Capacity **Adequate**

2022 School Facilities Inventory Report

Facility Name: **NORTH COUNTRY SU | COVENTRY VILLAGE SCHOOL | 348 ROUTE 5, COVENTRY
5825 - Combination - Main Building**

Building Envelope - Roof

| | | | | | | |
|--------------------------|-----|-------|--------------|----------|-------|-------------|
| Roof 1 is Metal | EUL | C-RUL | Cost / Unit | Quantity | Units | Total Value |
| Covers 100% | 40 | 36 | \$13.00 / SF | 24,050 | SF | \$312,650 |
| Installed in 2018 | | | | | | |
| Roof 2 is - | EUL | C-RUL | Cost / Unit | Quantity | Units | Total Value |
| Covers 0% | - | N/A | - / - | - | - | \$0 |
| Installed in - | | | | | | |
| Roof 3 is - | EUL | C-RUL | Cost / Unit | Quantity | Units | Total Value |
| Covers 0% | - | N/A | - / - | - | - | \$0 |
| Installed in - | | | | | | |
| Roof 4 is - | EUL | C-RUL | Cost / Unit | Quantity | Units | Total Value |
| Covers 0% | - | N/A | - / - | - | - | \$0 |
| Installed in - | | | | | | |

Building Envelope - Windows

| | | | | | | |
|---|-----|-------|--------------|----------|-------|-------------|
| Primary Window System Window, Wood-Frame | EUL | C-RUL | Cost / Unit | Quantity | Units | Total Value |
| % of Windows That are this Type 100% | 30 | 5 | \$70.00 / SF | 5,772 | SF | \$404,040 |
| Installed in 1997 | | | | | | |
| Secondary Window System - | EUL | C-RUL | Cost / Unit | Quantity | Units | Total Value |
| % of Windows That are this Type 0% | - | N/A | - / - | - | - | \$0 |
| Installed in - | | | | | | |

Services - Elevators

| | | | | | | |
|--|-----|-------|-------------|----------|-------|-------------|
| Primary Conveyance/Elevators None | EUL | C-RUL | Cost / Unit | Quantity | Units | Total Value |
| Quantity of Stops 0 | - | N/A | - / - | 0 | - | \$0 |
| Installed in - | | | | | | |
| Secondary Conveyance/Elevators - | EUL | C-RUL | Cost / Unit | Quantity | Units | Total Value |
| Quantity of Stops 0 | - | N/A | - / - | 0 | - | \$0 |
| Installed in - | | | | | | |

Services - Plumbing

| | | | | | | |
|---|-----|-------|--------------|----------|-------|-------------|
| Primary Plumbing System Supply & Sanitary, Low Density (Includes Fixtures) | EUL | C-RUL | Cost / Unit | Quantity | Units | Total Value |
| Area of building served 100% | 40 | 15 | \$7.00 / GSF | 24,050 | GSF | \$168,350 |
| Installed in 1997 | | | | | | |
| Secondary Plumbing System - | EUL | C-RUL | Cost / Unit | Quantity | Units | Total Value |
| Area of building served 0% | - | N/A | - / - | - | - | \$0 |
| Installed in - | | | | | | |

Services - Cooling - Central System

| | | | | | | |
|--|-----|-------|-------------|----------|-------|-------------|
| Primary Central Cooling System None | EUL | C-RUL | Cost / Unit | Quantity | Units | Total Value |
| Area of building served 0% | - | N/A | - / - | - | - | \$0 |
| Installed in - | | | | | | |
| Secondary Plumbing System - | EUL | C-RUL | Cost / Unit | Quantity | Units | Total Value |
| Area of building served 0% | - | N/A | - / - | - | - | \$0 |
| Installed in - | | | | | | |

Services - Heating - Central System

| | | | | | | |
|--|-----|-------|---------------|----------|-------|-------------|
| Primary Heating System Boiler(s)/System - Gas | EUL | C-RUL | Cost / Unit | Quantity | Units | Total Value |
| Area of building served 100% | 30 | 29 | \$62.00 / MBH | 687 | MBH | \$42,603 |
| Installed in 2021 | | | | | | |
| Secondary Heating System - | EUL | C-RUL | Cost / Unit | Quantity | Units | Total Value |
| Area of building served 0% | - | N/A | - / - | - | - | \$0 |
| Installed in - | | | | | | |

2022 School Facilities Inventory Report

Facility Name: **NORTH COUNTRY SU | COVENTRY VILLAGE SCHOOL | 348 ROUTE 5, COVENTRY
5825 - Combination - Main Building**

Services - HVAC Distribution

Primary HVAC Distribution System **Even Mix of Piped and Forced Air, 2-Pipe System**

| Area of building served | 100% | EUL | C-RUL | Cost / Unit | Quantity | Units | Total Value |
|-------------------------|------|-----|-------|---------------|------------|-------|-------------|
| Installed in | 1997 | 30 | 5 | \$14.00 / GSF | for 24,050 | GSF | = \$336,700 |

Secondary HVAC Distribution System -

| Area of building served | 0% | EUL | C-RUL | Cost / Unit | Quantity | Units | Total Value |
|-------------------------|----|-----|-------|-------------|----------|-------|-------------|
| Installed in | - | - | N/A | - / - | for - | - | = \$0 |

Services - Package Systems

Primary HVAC Package Unit & Splits **None**

| Area of building served | 0% | EUL | C-RUL | Cost / Unit | Quantity | Units | Total Value |
|-------------------------|----|-----|-------|-------------|----------|-------|-------------|
| Installed in | - | - | N/A | - / - | for - | - | = \$0 |

Secondary HVAC Package Unit & Splits -

| Area of building served | 0% | EUL | C-RUL | Cost / Unit | Quantity | Units | Total Value |
|-------------------------|----|-----|-------|-------------|----------|-------|-------------|
| Installed in | - | - | N/A | - / - | for - | - | = \$0 |

Services - Fire Suppression

Primary Fire Suppression System **None**

| Area of building served | 0% | EUL | C-RUL | Cost / Unit | Quantity | Units | Total Value |
|-------------------------|----|-----|-------|-------------|----------|-------|-------------|
| Installed in | - | - | N/A | - / - | for - | - | = \$0 |

Secondary Fire Suppression System -

| Area of building served | 0% | EUL | C-RUL | Cost / Unit | Quantity | Units | Total Value |
|-------------------------|----|-----|-------|-------------|----------|-------|-------------|
| Installed in | - | - | N/A | - / - | for - | - | = \$0 |

Services - Fire Alarm System

Primary Fire Suppression System **Older type Zoned System**

| Area of building served | 100% | EUL | C-RUL | Cost / Unit | Quantity | Units | Total Value |
|-------------------------|------|-----|-------|--------------|------------|-------|---|
| Installed in | 1997 | 20 | -5 | \$1.50 / GSF | for 24,050 | GSF | = \$36,075 ⚠ |

Secondary Fire Suppression System -

| Area of building served | 0% | EUL | C-RUL | Cost / Unit | Quantity | Units | Total Value |
|-------------------------|----|-----|-------|-------------|----------|-------|-------------|
| Installed in | - | - | N/A | - / - | for - | - | = \$0 |

Services - Security Systems

Primary Security & Low Volt System **Security & Low Voltage Systems - Average**

| Area of building served | 100% | EUL | C-RUL | Cost / Unit | Quantity | Units | Total Value |
|-------------------------|------|-----|-------|--------------|------------|-------|---|
| Installed in | 1997 | 15 | -10 | \$4.00 / GSF | for 24,050 | GSF | = \$96,200 ⚠ |

Secondary Security & Low Volt System -

| Area of building served | 0% | EUL | C-RUL | Cost / Unit | Quantity | Units | Total Value |
|-------------------------|----|-----|-------|-------------|----------|-------|-------------|
| Installed in | - | - | N/A | - / - | for - | - | = \$0 |

Services - Electrical Distribution/Infrastructure

Electrical Distribution/Infrastructure **Main Distribution Panel w/Sub Panels and Generator/UPS - Medium Density**

| Area of building served | 100% | EUL | C-RUL | Cost / Unit | Quantity | Units | Total Value |
|-------------------------|------|-----|-------|---------------|------------|-------|-------------|
| Installed in | 1997 | 40 | 15 | \$22.00 / GSF | for 24,050 | GSF | = \$529,100 |

Services - Solar Power (PV)

Solar (Electric Generation) Provided **None**

Owned/Maintained by School -

Quantity of Panels 0

| Area of building served | 0% | EUL | C-RUL | Cost / Unit | Quantity | Units | Total Value |
|-------------------------|----|-----|-------|-------------|----------|-------|-------------|
| Installed in | - | - | N/A | - / - | for - | - | = \$0 |

Value of Solar PV Panels: -

Ancillary Structures

Ancillary Structures **Relocatable Building - Classroom/Office - Standard/Portable**

| Total SF of Ancillary Structures | 1837 | EUL | C-RUL | Cost / Unit | Quantity | Units | Total Value |
|----------------------------------|------|-----|-------|---------------|-----------|-------|-------------|
| Installed in | 2020 | 15 | 13 | \$125.00 / SF | for 1,837 | SF | = \$229,625 |

Secondary Ancillary Structures -

| Total SF of Secondary Ancillary Structures | 0 | EUL | C-RUL | Cost / Unit | Quantity | Units | Total Value |
|--|---|-----|-------|-------------|----------|-------|-------------|
| Installed in | - | - | N/A | - / - | for - | - | = \$0 |

Additional Comments

2022 School Facilities Inventory Report

Facility Name: **NORTH COUNTRY SU | COVENTRY VILLAGE SCHOOL | 348 ROUTE 5, COVENTRY
5825 - Combination - Main Building**

Explanation of Terms

| | |
|---|---|
| Projected Capital Planning Cash Flow | The estimated replacement costs of systems as they expire annually. |
| Facility Condition Index (FCI) | The cost -weighted depleted value of the building compared to the total value of all its systems; overall percent of building useful life consumed by years in service. |
| Total Value of Assets | The total estimated replacement cost of all the assets listed in the form. |
| Value of Assets per GSF | The Total Value of all Assets in the form divide by the Gross Square Footage (GSF) of the building. |
| Facility Condition Index (FCI) Compared to Portfolio | The Facility Condition Index (FCI) of the building overlayed on the chart of FCI's for all buildings in the portfolio. Indicated by a red line in the chart. |
| Calculated Remaining Useful Life(C-RUL) | The current number of remaining years a system may be expected to perform in designed service. |
| Expected Useful Life (EUL) | The total number of years a system can be expected to perform in designed service when new. |
| Gross Square Footage (GSF) | The total square footage contained within the building for all floors/levels. |
| Cost per Unit | The estimated base cost for a single unit of a system. When multiplied by Quantity results in the total system cost. |
| Quantity | The amount of a system present in a building. When multiplied by the Cost per Unit results in the total system cost. |
| Units | The expressed unit of measure for a given system (GSF, EACH, TON, etc). |
| Ancillary Structures | Buildings on site that are typically known as portables, relocatables or temporary buildings. |